

NICE

ナイスエッグ!

EGG!

time ⌚ 5min ~ players 2~

Can you land the yolk?

Welcome to the fried egg party! Participants drop their yolk and aim for the egg white. Hopping, bouncing, overlapping. The party is all about the egg-citement of landing their yolk. The winning phrase is “Nice Egg!” It may not always go the way you want, but this simple action game will have you coming back for more. Can you become a fried egg master?

Components



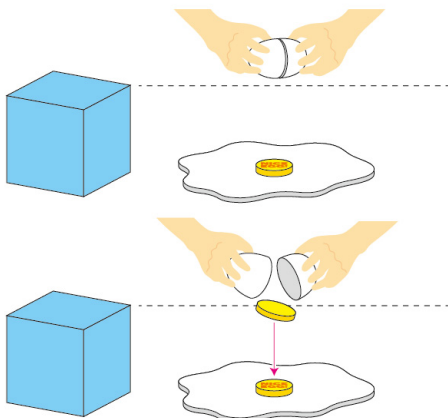
Order of Play

1. Setup the “egg white” base and place the yolk chip with the game logo in the center of the egg white. This is called the “center yolk. The remaining yolk chips can be placed randomly alongside the eggwhite.



2. The player who has eaten a fried egg most recently becomes the starting player and takes the frying pan. At the end of each round, pass the frying pan token in clockwise order and designate a new starting player.

3. Choose one yolk chip and put it inside the egg capsule (you don't need to close it firmly). Open the egg capsule from above and drop the yolk chip aiming for the egg white. You must have at least the height of the game box when you drop the yolk chip.



4. Once every player has finished dropping the yolk, players move on to “Yolk Point Check.”

[Yolk Point Check]

The player who has fulfilled the conditions gets their yolk chip as a point.

- ※ Any yolk that is outside of the egg white becomes invalid.
- ※ Multiple players may earn points in a single round.

If your yolk chip is the closest one to the center yolk.

If two yolk chips are equally close to the center yolk, both players acquire their yolk chip.

When your yolk chip overlaps with another player's yolk or the center yolk, and if it is at the highest layer.

If there are multiple yolks at the same height (at 2nd layer or above), both players acquire their yolk chips. If another player's yolk overlaps with your yolk, your yolk becomes invalid even if your yolk was the closest to the center yolk.

▶ **In this happens, there will be a penalty!**

If you've accidentally knocked the center yolk out of the egg white, you will have to return 1 yolk chip, and the round will end immediately.

- ※ If you don't have any yolk, there will be no penalty but the round will end immediately.

5. After players collect their yolks, start a new round with the remaining yolk chips. The center yolk will stay in the same location if it was not knocked out of the egg white in the previous round.

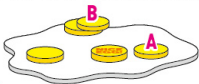
- ※ Even if there was nobody who acquired points, players move on to the next round.

Keep playing rounds until any player earns 2 yolk chips and becomes the fried-egg master. If you get better at it, you can change the winning condition to "3" yolk chips.

Examples of Yolk Point Check

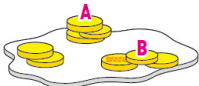
Example 1

Both **A** and **B** get their yolk chip for being the closest, and for overlapping with another yolk.



Example 2

A gets the yolk for being the highest, and **B** gets it for being the closest to the center yolk.



Example 3

A gets to take the yolk for being the highest, but **B** is overlapped with **A**, so becomes invalid even though it's the closest to the center yolk.



What about these cases?

It is deemed as resting on the egg white.

It is deemed as overlapping.

It is deemed as resting on the egg white, but not overlapping.



▶ **Optional Rules [Hit Out the Yolk]**

If your yolk chip knocks an opponent's yolk out of the egg white, take the knocked out yolk instantly as a point and continue the round.

- ※ If your own yolk goes out of the egg white when this happens, you don't get the point.

Game Concept: Hideki Tanaka (ASOBI dept.)

Game Design: Naotaka Shimamoto / Art Work: Yoshiaki Tomioka

Project Coordination: Nozomi Obinata / Game Tuning: itten

www.itten-games.com

©2019 itten, LLC. [2020.01]


itтен