


EN



# STONEHENGE AND THE SUN

—Variant Rules—

## ORBIT

Instruction Manual

Language JP/EN

time ⌚ 30 min ~

age 8 ↑

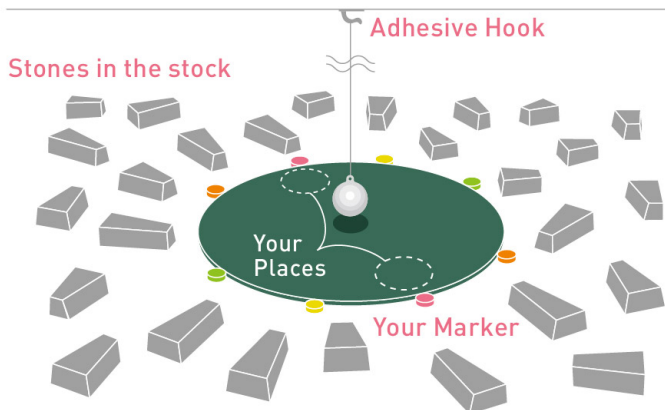
players 2 ~ 4

  
ittēn

## Preparation

Each player places their two markers on the nearer side and the further end of the base as shown in the illustration. All markers should have the equal distance to each other.

The locations where their markers have been placed will be the positions where the players will be placing their stones.



③ If anyone accidentally touches the metal ball or the string, then stop the game. Once ready.

④ When any of the players finishes placing 10 stones, the game round is over. Start over a new round from ①.

⑤ The first player to finish with 10 stones gets 1 point. Whoever touches the ball or the string loses 1 point. Repeat game rounds until a player reaches 3 points.

You may only use one hand during a game round. (If you chose to use your right hand, you have to keep using your right hand throughout the same game round.)

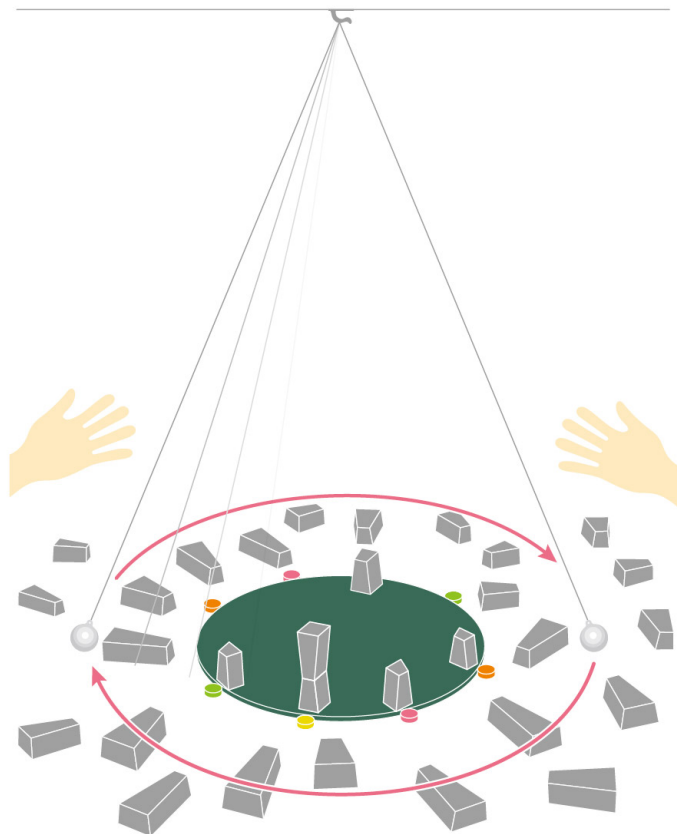
## How to play

① Put the metal ball in motion so that it would orbit around the base. Choose 1 marker as the starting point and count 3 times when the ball goes past it. When the ball reaches the marker for the third time, the players start building all at once.

② Once started, all players begin placing the stones on their respective positions on the base without touching the orbiting metal ball. The first player to place a total of 10 stones on their two locations on the base wins the game round.

※Players must have 5 stones each on each side of the two marker locations.

※In a 4 player game, each player places 4 blocks on each of the two marker locations and aim to finish placing a total of 8 stones.



Game Design : Naotaka Shimamoto Art Work : Yoshiaki Tomioka  
English Translation and Support : Nozomi Obinata Game Tuning : itten

[www.itten-games.com](http://www.itten-games.com)

©2018 itten, LLC. Designed in Japan Made in China 2018.12